

1/16/87
11:20 AM

COLLECT CHECK FROM
KETTENMAN

PERMIT

\$10 BIL
Received
by R H

38424
A Ripan
on 1/8/87

SEWAGE DISPOSAL SYSTEM

MARYLAND STATE DEPARTMENT OF HEALTH

HOWARD COUNTY
BUREAU OF ENVIRONMENTAL HEALTH
992-2330

05-363985

ELLICOTT CITY

INDEXED

DISTRICT _____
DATE 1/14/87

OLEN KETTENMAN

IS PERMITTED TO INSTALL _____ ALTER _____

ADDRESS _____ PHONE _____

SUBDIVISION _____ ROAD _____ LOT _____

PROPERTY OWNER ROBT LOWE

ADDRESS 6033 JERRY'S DR

IF GARBAGE GRINDER IS USED INCREASE SEPTIC TANK CAPACITY BY 50% AND ABSORPTION AREA BY 22%.

GARBAGE GRINDER? YES _____ NO _____

SEPTIC TANK CAPACITY _____ GALLONS NUMBER OF BEDROOMS 4

RECOMMEND 120' TRENCH

WITH 4' STONE. 1/5/87 C.W.

Inlet 4' - MAX 8 1/2' depth. JS

PLANS APPROVED BY _____ DATE _____

COVER NO WORK UNTIL INSPECTED AND APPROVED.

NEITHER THE HOWARD COUNTY COUNCIL NOR THE HEALTH DEPARTMENT IS RESPONSIBLE FOR THE SUCCESSFUL OPERATION OF ANY SYSTEM.

NOTE: IF TRENCH IS USED CALL FOR INSPECTION BEFORE AND AFTER PLACING GRAVEL IN TRENCH.

NOTE: NO DRY WELL SHALL EXCEED 15 FOOT IN DIAMETER. NO ABSORPTION TRENCH TO EXCEED 100 FEET IN LENGTH.

NOTE: ALL PIPE FROM HOUSE TO SEPTIC TANK MUST BE CAST IRON OR SCHEDULE 40 PVC OR ABS.

PERMIT VOID AFTER THREE YEARS.

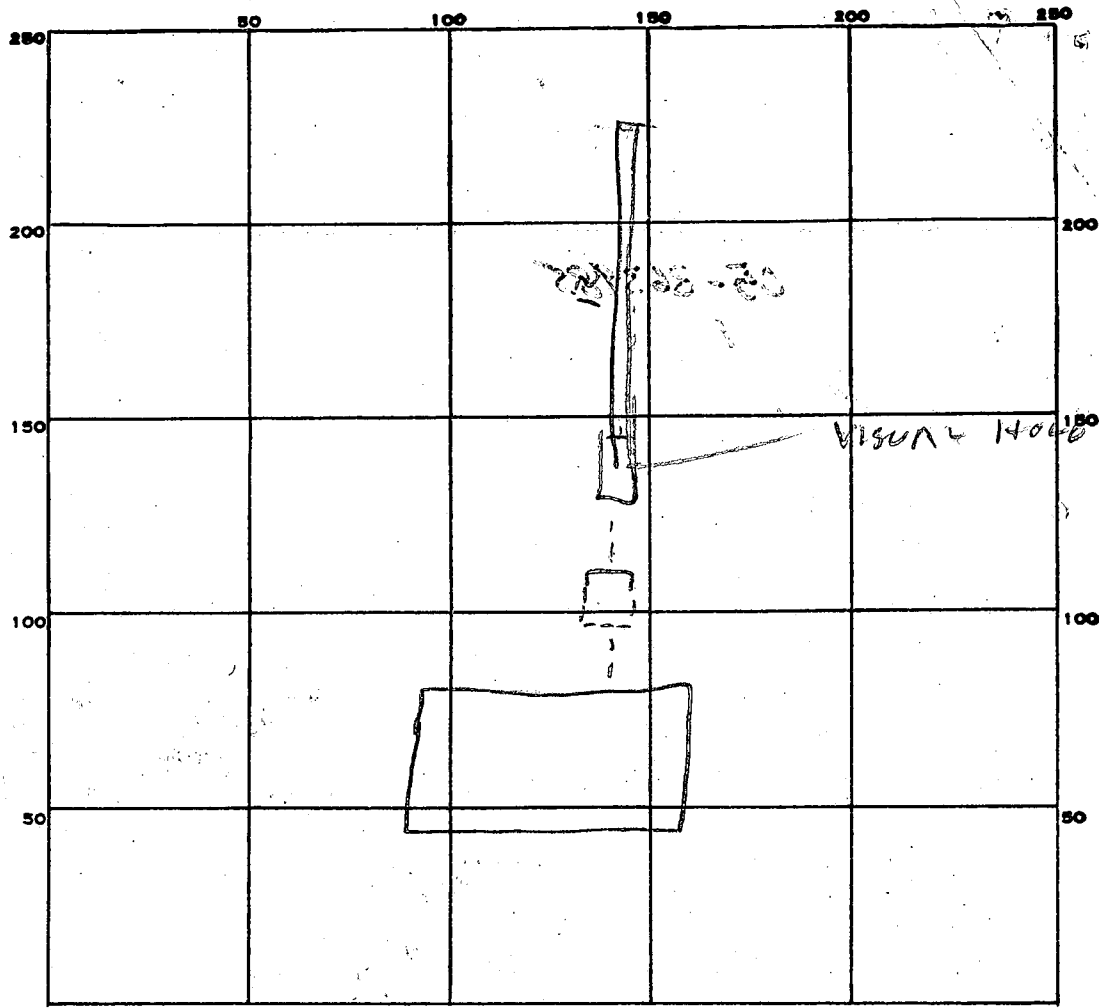
NOTE: INSTALL STAND PIPE ON SEPTIC TANK AND DRY WELL. STAND PIPES MUST BE 6 INCHES IN DIAMETER. CAST IRON, CONCRETE OR TERRA COTTA, OR PVC OR ABS ACCEPTED. IF TOP OF SEPTIC TANK IS DEEPER THAN 3 FEET MANHOLE TO GRADE REQUIRED.

***INSTALLER IS RESPONSIBLE FOR OBTAINING FINAL APROVAL ON THIS PERMIT**

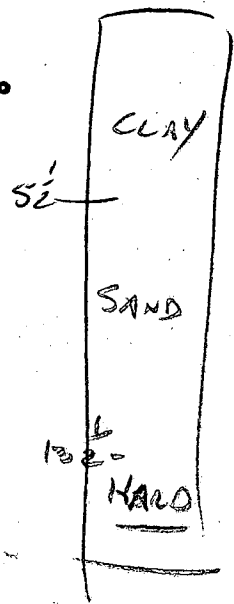
*CALL 992-2330 FOR INSPECTION OF SEPTIC SYSTEMS.

EH - 2-1082

P
38424



KETTERMAN
INDICATES
EXISTING SMALL
TILE FIELD,
DUG REPAIR HERE



INDICATE NORTH. - NAME ADJOINING ROADWAY AS BASE LINE.

fermy Dr

PERMIT CARD _____

SEPTIC TANK, LEVEL _____ CLEANOUTS _____

DISTRIBUTION BOX, LEVEL _____

TILE FIELD, DEPTH 9 FT. TRENCH WIDTH 2 FT.

GRAVEL DEPTH 5 FT IN. TOTAL LENGTH 95 121 FT.

NUMBER OF TRENCHES 1 TOTAL BOTTOM AREA 7605

SEEPAGE PITS, INSIDE DIAMETER _____ FT. DEPTH BELOW INLET _____ FT.

79

ABSORBENT AREA _____ SQ. FT.

REMARKS 1/6/88 - NOTHING DONE SINCE YESTERDAY BH

1/7/88 - DIG TRENCH LONGER & ADD STONE BH

COLLECT CHECK FROM KETTERMAN

1/8/87 TRENCH DUG LONGER & STONE ADDED

DATE SYSTEM APPROVED 1/8/87 INSPECTOR Raymond J. Hodges

PERMIT

P _____

A _____

SEWAGE DISPOSAL SYSTEM

MARYLAND STATE DEPARTMENT OF HEALTH

HOWARD COUNTY
BUREAU OF ENVIRONMENTAL HEALTH
992-2330

ELLICOTT CITY
DISTRICT _____

DATE _____

Olen Ketterman IS PERMITTED TO INSTALL _____ ALTER

ADDRESS _____ PHONE _____

SUBDIVISION _____ ROAD 6033 Jerry's Drive LOT _____

PROPERTY OWNER Robert Lowe
6033 Jerry's Drive

ADDRESS _____

IF GARBAGE GRINDER IS USED INCREASE SEPTIC TANK CAPACITY BY 50% AND ABSORPTION AREA BY 22%.

GARBAGE GRINDER? YES _____ NO _____

SEPTIC TANK CAPACITY _____ GALLONS NUMBER OF BEDROOMS 4

RECOMMEND 120 ft trench with 4 feet of stone. 1/05/87
Inlet 4 feet below original grade and bottom maximum depth 8½ feet below original grade.

PLANS APPROVED BY James Stayer DATE 1/05/87

COVER NO WORK UNTIL INSPECTED AND APPROVED.

NEITHER THE HOWARD COUNTY COUNCIL NOR THE HEALTH DEPARTMENT IS RESPONSIBLE FOR THE SUCCESSFUL OPERATION OF ANY SYSTEM.

NOTE: IF TRENCH IS USED CALL FOR INSPECTION BEFORE AND AFTER PLACING GRAVEL IN TRENCH.

NOTE: NO DRY WELL SHALL EXCEED 15 FOOT IN DIAMETER. NO ABSORPTION TRENCH TO EXCEED 100 FEET IN LENGTH.

NOTE: ALL PIPE FROM HOUSE TO SEPTIC TANK MUST BE CAST IRON OR SCHEDULE 40 PVC OR ABS.


PERMIT VOID AFTER THREE YEARS.

NOTE: INSTALL STAND PIPE ON SEPTIC TANK AND DRY WELL. STAND PIPES MUST BE 6 INCHES IN DIAMETER. CAST IRON, CONCRETE OR TERRA COTTA, OR PVC OR ABS ACCEPTED. IF TOP OF SEPTIC TANK IS DEEPER THAN 3 FEET MANHOLE TO GRADE REQUIRED.

***INSTALLER IS RESPONSIBLE FOR OBTAINING FINAL APPROVAL ON THIS PERMIT**

*CALL 992-2330 FOR INSPECTION OF SEPTIC SYSTEMS.

EH - 2-1082



INDICATE NORTH. - NAME ADJOINING ROADWAY AS BASE LINE.

PERMIT CARD _____

SEPTIC TANK, LEVEL _____ CLEANOUTS _____

DISTRIBUTION BOX, LEVEL _____

TILE FIELD, DEPTH _____ FT. TRENCH WIDTH _____ FT.

GRAVEL DEPTH _____ IN. TOTAL LENGTH _____ FT.

NUMBER OF TRENCHES _____ TOTAL BOTTOM AREA _____

SEEPAGE PITS, INSIDE DIAMETER _____ FT. DEPTH BELOW INLET _____ FT.

ABSORBENT AREA _____ SQ. FT.

REMARKS _____

12/6
 DATE SYSTEM APPROVED _____ INSPECTOR _____