

**HOWARD COUNTY HEALTH DEPARTMENT
BUREAU OF ENVIRONMENTAL HEALTH
WELL & SEPTIC PROGRAM
TEL: (410)313-1771 FAX: (410)313-2648**

Information Form for the Installation of the Well Pump, Pitless Adapter, and Supply Piping

NOTE: The installer is responsible for requesting an inspection prior to 9 am on the day of the desired inspection. No work is to be covered until approved by the Health Department. All installations must comply with the National Standard Plumbing Code (NSPC, as amended locally) and COMAR 26.04.04 (MD Well Construction Regulations). Submission of a complete form is required prior to Use and Occupancy approval.

Company Name: WTC III Telephone #: _____
Address: _____

(**Must circle one**) Licensed Plumber Licensed Well Driller Licensed Well Pump Installer
License # and name of individual responsible for the field installation:
Name (Print): _____ License# _____

***A licensed individual must perform the actual installation. Apprentices must be under the supervision of a licensed journeyman or master plumber, pump installer or well driller. Licenses may be subjected to field verification. Unlicensed individuals may be reported to the appropriate licensing agency.**

Name of Property Owner: _____ Telephone #: _____
Subdivision: _____ Lot #: _____ Well Tag #: HO - 95 - 1785
Site Address: 3014 Kittleman Ln.

Submersible Pump Data

Make: _____
Model #: _____
Pump Capacity _____ GPM
Well Yield: _____ GPM

Pitless Adapter

Make: _____
Model#: _____
Depth: _____ (36" min)
NSF/WSC approved: _____

Well Cap and Electric Conduit

Two piece watertight cap: _____
Screened, vented well cap: _____
Cap secured to casing: _____
Conduit min 18" B.G.: _____
Conduit secured to well cap: _____

Depth of well encountered at time of pump installation: _____ (feet)
If pump capacity exceeds well yield, a low water cut off switch is required by NSPC 1990 Section 17.8.4
Torque arrestors, Cable guards, or other acceptable method used- Must circle one
Safety rope, if used, attached to brass rope adapter or other acceptable method inside of well casing

Piping to house

Type: _____
PSI: _____ (160 psi min)
Depth of supply line: _____ (36" min)

House Connection

PVC sleeve to undisturbed soil at wall penetration: _____
Length of sleeve(5' minimum from foundation): _____
Sleeve sealed properly: _____

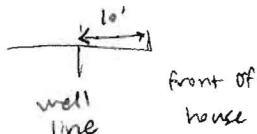
The water supply line is required to be at least ten feet from the septic tank, pump chamber, sewage piping, distribution box, drainfields, and sewage reserve area. If this cannot be accomplished, contact this office for approval prior to installation.

Signature of company representative responsible for installation _____ date _____

For Health Department Use Only – Not to be completed by Installer

Date Insp. Requested: 5/11/16 Date Insp. Approved: 5/11/16 Inspector: SC
Inspection Data: Pitless adapter watertight & water supply line at least 36" below grade ✓
Two piece cap installed and attached to casing securely ✓
Elec. conduit extends at least 18" below grade/attached to cap properly ✓
Safety rope not outside of well cap/casing ✓
Correct well tag attached properly and casing 8" above finished grade ✓
Water supply line sleeved adequately at house connection ✓
Adequate grout observed below pitless adapter ✓

*line sleeved w/ 4"
PVC 2x under
driveway, on N
edge of lot near
neighbor's
septic
obs. pipes*



under footer

Water Testing Laboratories

P.O. Box 712
Stevensville, MD 21666
410-643-7711

of Maryland, Inc.

Castle Rock Builders
2159 White Street, Suite 3
York, Pa 17404

Reporting Date: 8/1/2016
Report #: M4314

Submitted Sample Address: 3014 Kittleman Lane
West Friendship, MD 21794
Submitted Sample Source: Holding tank
Date / Time Collected: 7/27/2016 12:06 PM
Sample Type: Drinking Water
Sampler/Company: K. Lee 4827KL, WTL of MD
Field Record: Chlorine residual: Absent Clear when drawn 7.1
Well Tag #: No tag
Permit #: B-16000101

Analytical Results

Parameter	Result	Units	Report Limit	Standard	Standard Type
Total Coliform Bacteria	Absent	Coliforms/100 ml	Present/Absent	Absent	EPA Primary MCL
<i>E. Coli</i> Bacteria	Absent	Coliforms/100 ml	Present/Absent	Absent	EPA Primary MCL
Nitrate as N	10	mg/L	0.5	10	EPA Primary MCL
Sand	Absent	mg/L or Absent	mg/L or Absent	< 5 mg/L*	MD Well Reg.
Turbidity	3.7	NTU	0.5	< 10 NTU*	MD Well Reg.

Notes:

- Bacteriological analysis of this sample indicates this water is safe for human consumption.
- Results in **BOLD** exceed the MCL, Action Level or MD well regulation.
- Samples received and examined within EPA's recommended holding times.
- MCL - Maximum Contaminant Level
- ND - Not Detected.
- * Sand and turbidity standard for new wells - See Code of Maryland Regulations (COMAR) 26.04.04.16E(5). If sand is present, it is analyzed to determine amount of sand in mg/L.
- MCL Type -
 - EPA Primary: The maximum contaminant level which is the highest level of contaminant that is allowed in drinking water. Primary MCLs are enforceable standards.
 - EPA Secondary: Non enforceable guidelines regulating contaminants that cause cosmetic effects (such as skin or tooth discoloration) or aesthetic effects (such as taste or odor) in drinking water.
 - Action Level: Defined in treatment techniques which are required processes intended to reduce the level of a contaminant in drinking water.
- We certify that the analyses performed for this report are accurate, and that the laboratory tests were conducted by methods approved by the US Environmental Protection Agency and the Maryland Department of the Environment.

Reported by,



C. Rodgers, Assistant Lab Manager, Microbiology

Reviewed by: SNB

**HOWARD COUNTY HEALTH DEPARTMENT
BUREAU OF ENVIRONMENTAL HEALTH
WELL & SEPTIC PROGRAM
TEL: (410)313-1771 FAX: (410)313-2648**

Information Form for the Installation of the Well Pump, Pitless Adapter, and Supply Piping

NOTE: The installer is responsible for requesting an inspection prior to 9 am on the day of the desired inspection. No work is to be covered until approved by the Health Department. All installations must comply with the National Standard Plumbing Code (NSPC, as amended locally) and COMAR 26.04.04 (MD Well Construction Regulations). Submission of a complete form is required prior to Use and Occupancy approval.

Company Name: WTC PH P+H Telephone #: 443 398 1782
Address: 1820 Gillis Falls Rd
Woodbine MD 21797

(Must circle one) Licensed Plumber Licensed Well Driller Licensed Well Pump Installer

License # and name of individual responsible for the field installation:
Name (Print): William T. Cumberland License# 7979

***A licensed individual must perform the actual installation. Apprentices must be under the supervision of a licensed journeyman or master plumber, pump installer or well driller. Licenses may be subjected to field verification. Unlicensed individuals may be reported to the appropriate licensing agency.**

Name of Property Owner: Kittlemann Telephone #: _____
Subdivision: _____ Lot #: _____ Well Tag #: HO - - -
Site Address: 3014 Kittlemann

<u>Submersible Pump Data</u>	<u>Pitless Adapter</u>	<u>Well Cap and Electric Conduit</u>
Make: <u>Goulds</u>	Make: <u>Forward</u>	Two piece watertight cap: <input checked="" type="checkbox"/>
Model #: _____	Model#: _____	Screened, vented well cap: <input checked="" type="checkbox"/>
Pump Capacity _____ GPM	Depth: <u>50"</u> (36" min)	Cap secured to casing: <input checked="" type="checkbox"/>
Well Yield: _____ GPM	NSF/WSC approved: _____	Conduit min 18" B.G.: <input checked="" type="checkbox"/>
Depth of well encountered at time of pump installation: _____ (feet)	Conduit secured to well cap: <input checked="" type="checkbox"/>	

If pump capacity exceeds well yield, a low water cut off switch is required by NSPC 1990 Section 17.8.4
Torque arrestors, Cable guards, or other acceptable method used- Must circle one
Safety rope, if used, attached to brass rope adapter or other acceptable method inside of well casing

<u>Piping to house</u>	<u>House Connection</u>
Type: <u>Plastic</u>	PVC sleeve to undisturbed soil at wall penetration: <input checked="" type="checkbox"/>
PSI: <u>200</u> (160 psi min)	Length of sleeve (5' minimum from foundation): <u>5</u>
Depth of supply line: <u>46</u> (36" min)	Sleeve sealed properly: <u>yes</u>


The water supply line is required to be at least ten feet from the septic tank, pump chamber, sewage piping, distribution box, drainfields, and sewage reserve area. If this cannot be accomplished, contact this office for approval prior to installation.

Signature of company representative responsible for installation: [Signature] date: 9/29/8 2016

For Health Department Use Only – Not to be completed by Installer

Date Insp. Requested: _____ Date Insp. Approved: 5/11/16 Inspector: SC

Inspection Data: Pitless adapter watertight & water supply line at least 36" below grade	<input checked="" type="checkbox"/>
Two piece cap installed and attached to casing securely	<input checked="" type="checkbox"/>
Elec. conduit extends at least 18" below grade/attached to cap properly	<input checked="" type="checkbox"/>
Safety rope not outside of well cap/casing	<input checked="" type="checkbox"/>
Correct well tag attached properly and casing 8" above finished grade	<input checked="" type="checkbox"/>
Water supply line sleeved adequately at house connection	<input checked="" type="checkbox"/>
Adequate grout observed below pitless adapter	<input checked="" type="checkbox"/>



Bureau of Environmental Health

8930 Stanford Blvd., Columbia, MD 21045
Main: 410-313-2640 | Fax: 410-313-2648
TDD 410-313-2323 | Toll Free 1-866-313-6300
www.hchealth.org

Facebook: www.facebook.com/hocohealth
Twitter: HowardCoHealthDep

Maura J. Rossman, M.D., Health Officer

INTERIM CERTIFICATE OF POTABILITY

Expiration Date – FEBRUARY 11, 2017

August 11, 2016

Homeowner
3014 Kittleman Lane
W. Friendship, MD 21794

**RE: Kittleman Property, Lot 4
3014 Kittleman Lane
Building Permit: B16000101
Well Permit: HO-95-1785**

Dear Homeowner:

This is to advise you that the septic system installation and water well construction for the above referenced property have been inspected and approved. Final approval of the septic system was granted on **8/11/2016**. Final approval of the well line connection to the dwelling was granted on **5/11/2016**. The well construction was completed on **7/21/2009**. Water samples were collected on **7/27/2016**.

The water sample results indicate that the water samples submitted for testing were free of coliform and fecal coliform bacteria at the time of sampling and are bacteriologically safe for drinking. This certifies that the initial sampling requirements of COMAR 26.04.04 "Well Regulations" have been met for the water supply system installed under well permit HO-95-1785. Although the submitted sample results are in compliance with COMAR standards, the Health Department does not guarantee water supplies.

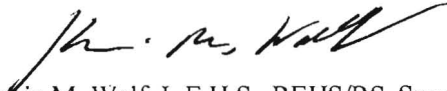
This Interim Certificate of Potability will expire **six months** from the date of issuance. Submission of a second bacteriological test indicating the water is free of coliform and fecal coliform bacteria is required prior to the expiration date, after which time a Final Certificate of Potability will be issued. **Failure to submit an additional sample and obtain a Final Certificate of Potability will result in a Notice of Violation and is punishable as a misdemeanor under the Annotated Code of Maryland, Environment Article, 9-1311, subject to a fine of up to \$500 or imprisonment not to exceed three months.**

Please contact (410) 313-1773 to schedule a final water sample appointment or contact a Maryland certified water laboratory to schedule a water sample. A list of laboratories certified by the state of Maryland may be found at the following website:

<http://www.mde.state.md.us/assets/document/WSP-Labs-2010apr16.pdf>

In closing, please refer to our "Homeowner Fact Sheet" which illustrates a better understanding for your Best Available Technology (BAT). You will also find a link to Maryland Department of the Environments website which describes in further detail operation and maintenance of your BAT.

Approving Authority,



Kevin M. Wolf, L.E.H.S., REHS/RS, Supervisor
Groundwater Management Section
Well & Septic Program

cc: Howard County Dept. of Inspections, Licenses, and Permits
Community Hygiene Program
File