

PUB. SEWER STATUS VERIFIED BY _____

ISSUE DATE:

8/23/2011

PERMIT

P 535952

APPROVAL DATE:

9/19/2011

A REPAIR

Septic Repair 4330315

**ON-SITE SEWAGE DISPOSAL SYSTEM
HOWARD COUNTY HEALTH DEPARTMENT
BUREAU OF ENVIRONMENTAL HEALTH**

J.M. Contracting LLC.

IS PERMITTED TO INSTALL ALTER

ADDRESS: 425 Obrecht Road Sykesville, MD 21784

PHONE NUMBER: 443-277-7526

SUBDIVISION: Gwenlee Estates

LOT NUMBER: 5

ADDRESS: 3303 Kenallen Court

PROPERTY OWNER: Michael Guyader

SEPTIC TANK CAPACITY (GALLONS): N/A

3' Wide

PUMP CHAMBER CAPACITY (GALLONS): _____

Inlet 5'

NUMBER OF BEDROOMS: _____

4

Bottom 7'

SQUARE FEET OF HOUSE: _____

LINEAR FEET OF TRENCH REQUIRED: _____

200+

TRENCHES:	
LOCATION:	
PURPOSE:	

PLANS APPROVED: _____

DATE: _____

NOTE: PERMIT VOID AFTER 2 YEARS

NOTE: CONTRACTOR RESPONSIBLE FOR SCHEDULING A PRE-CONSTRUCTION INSPECTION FOR ALL INSTALLATIONS

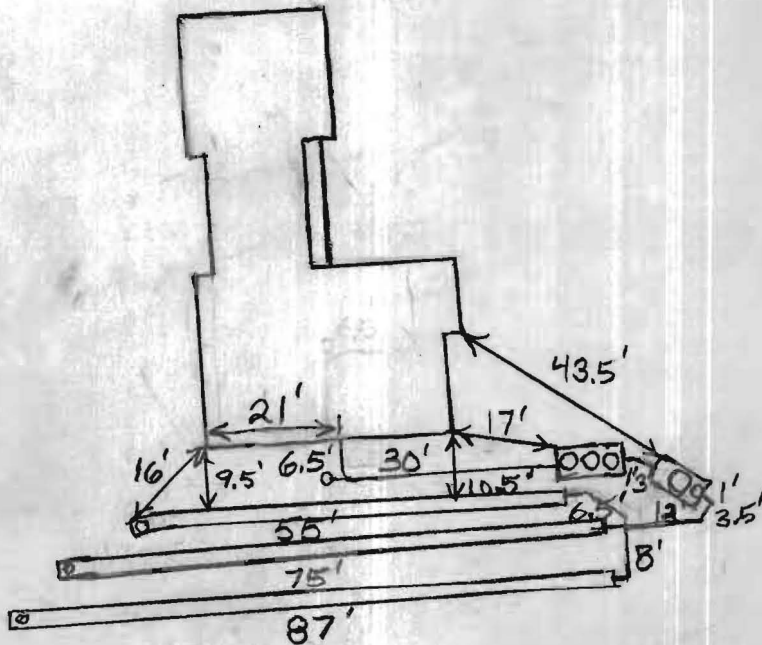
NOTE: WATERTIGHT SEPTIC TANKS REQUIRED

NOTE: ALL PARTS OF SEPTIC SYSTEM SHALL BE 100 FEET FROM ANY WATER WELL

NOTE: MANHOLE RISERS REQUIRED ON ALL SEPTIC TANKS AND PUMP CHAMBERS

**NEITHER THE HOWARD COUNTY COUNCIL OR THE HEALTH DEPARTMENT IS
RESPONSIBLE FOR THE SUCCESSFUL OPERATION OF ANY SYSTEM
PERMITTEE RESPONSIBLE FOR OBTAINING FINAL APPROVAL ON THIS PERMIT
CALL 410-313-1771 FOR INSPECTION OF SEPTIC SYSTEM**

NOT TO SCALE



ROAD NAME

TRENCH/DRAINFIELD DATA

WIDTH INLET BOTTOM
3 5' 7'

NUMBER OF TRENCHES 3

TOTAL LENGTH 217'

ABSORPTION AREA 65 Sidewalk

DISTRIBUTION BOX LEVEL

DISTRIBUTION BOX BAFFLE

DISTRIBUTION BOX PORT

SEPTIC TANK DATA

SEPTIC TANK I LEVEL Yes

MANUFACTURER Back River

CAPACITY 1300 GAL

SEAM LOC Top

TANK LID DEPTH 3'

BAFFLES N/A

BAFFLE FILTER Rear

MANHOLE LOC Front, Middle, Rear

6" PORT LOC None

WATERTIGHT TEST No

SLOTTED No

DATE ON LID 8/19/11

PUMP/SEPTIC TANK LEVEL Yes

MANUFACTURER Babylon

CAPACITY 1250 GAL

SEAM LOC Top

TANK LID DEPTH 3'

BAFFLES ?

BAFFLE FILTER No

MANHOLE LOC Middle

6" PORT LOC Rear

WATERTIGHT TEST No

SLOTTED No

DATE ON LID Dry

Norweco

PRE-CONSTRUCTION:

9/9/2011 Install 46', 71' and 84' trench on the side of the house above the existing septic tank. The trenches should get longer as you go downhill. Keep top trench 10' from house. System to use LPD and a Norweco pretreatment unit. O.K. if pump tank is less than 100' from well. (BB)

INSTALLATION: 9/13/2011 Norweco unit being installed. (BB)

9/14/2011 Pump tank installed. Starting on trenches. (BB)

9/15/2011 Manifold and laterals installed. Pump working. Need to adjust head and check alarms. (BB)

9/16/2011 No one on site. (BB)

9/19/2011 Valve used to adjust head. Alarm working. Norweco unit is operating. Couldn't check Norweco alarm. Unit was assembled and wired by Norweco. (BB)

FINAL INSPECTOR

B. Baker

DATE OF APPROVAL

9/19/2011



7178 Columbia Gateway Drive, Columbia MD 21046
 (410) 313-2640 Fax (410) 313-2648
 TDD (410) 313-2323 Toll Free 1-866-313-6300
 website: www.hchealth.org

Peter L. Beilenson, M.D., M.P.H., Health Officer

INFORMATION FORM – SEPTIC SYSTEM REPAIR / UPGRADE

Reason for Request:

- A. Failing System (includes surface discharge or inadequate treatment zone)
- Has the contractor verified through excavation/pumping evaluation that there are no pipe blockages?
- B. System relocation for proposed addition for setback compliance *
- C. To replace a collapsed septic tank
- D. To replace a collapsed drywell

****For REPAIRS, are the owners proposing, or do they plan to add in the future, any additions or modifications to the property, i.e. pools, living space additions, garages etc? This information must be disclosed at the time of this application. The Health Department will not be able to accommodate requests in the field for property modifications unrelated to the repair request. Such requests may require an additional fee, additional testing, and submittal of a Percolation Certification Plan, if the property does not meet current Code and Regulation.**

Septic Contractor:
 Contractor's Address:

Contactor's Phone #:
 Property Address:
 Property (Subdivision) & Lot #:
 County file #, if known:
 Owner's Name and Phone #:

Is public sewer available/nearby:

If public sewer may be close, mention further research will be performed to verify availability

Names of any previous owners:

Year House Built:

of Existing Bedrooms:

of Bedrooms after completion of addition:

Has this request been discussed previously with another Sanitarian: _____ Name: _____

J.M. Contracting LLC
 425 Orchard Rd
 Sykesville MD
 443-277-7526
 3303 Kentallen Ct Glenwood MA.

1974
 4

A Sanitarian will be in contact within three business days depending upon the urgency of the situation to coordinate the scheduling/review of the repair or upgrade.

Print out a copy of the Real Property Data via Dept. of Taxation website _____ Indexed file found _____

***Prior to scheduling inspections, scaled plans should be submitted to clarify the nature of the addition.**


If public sewer may be nearby, verify whether the sewer is technically "available" (defined as abutting or within the property), through the Bureau of Engineering (x2414).

If sewer is available, verify whether the property is within the Metropolitan District (Finance x2061).

If sewer is available, and property is within the Metropolitan District, connection to sewer is required. If owner believes reasons for exemptions exist, owner should justify request in writing.

If soil/site conditions are limiting and sewer and/or Metro District status not conducive to connection, Sanitarian may recommend pursuit of Emergency Sewer Extension or Emergency Metro District Inclusion. Owner should contact Charlotte Dryden, x4419, for further detail.

No permit is to be issued nor inspection to be scheduled without prior fee collection at the office unless an emergency situation exists. Contractor is to notify office of the emergency situation as soon as possible.



Bureau of Environmental Health
7178 Gateway Drive Columbia, MD 21046
(410) 313-2640 Fax (410) 313-2648
TDD (410) 313-2323 Toll Free 1-866-313-6300
website: www.hchealth.org

Peter L. Beilenson, M.D., M.P.H., Health Officer

**OPERATION AND MAINTENANCE AGREEMENT
FOR AN ON-SITE SEWAGE DISPOSAL SYSTEM
HAVING AN ADVANCED PRE-TREATMENT SYSTEM**

THIS AGREEMENT is made this 20th day of September, among Adrian Massey & Carlos Cano Dupla hereinafter collectively referred to as "Owner", and the Howard County Health Department hereinafter referred to as the "County".

WHEREAS, Owner is the owner or contract owner of a parcel of land located at 3303 Ken Allen Ct, Glenwood, MD 21738, in the 4th Election District of Howard County, Maryland, and the deed to same is recorded or shall be recorded among the Land Records of Howard County, Maryland in Liber 4237 Folio 289.

WHEREAS, The Lot is suitable for the installation of a conventional on-site sewage disposal system, but an advanced pre-treatment system, utilizing best available technology to perform nitrogen reduction, must be installed as part of the sewage disposal system for a 4 bedroom home with 2800 square feet of finished living space and _____ square feet of unfinished living space. Advanced pre-treatment has been required (pick one):

To minimize the potential impact of the on-site sewage disposal system on down grade wells.

For an existing lot of record that does not have enough area available for an initial and two replacement onsite sewage disposal systems.

For the purpose of repairing a failing onsite sewage disposal system on an existing lot of record.

NOW, THEREFORE, the parties hereto agree as follows:

A. Owner hereby grants to the County the right to enter upon the Lot at any reasonable time for access to the system to make periodic inspections and the Owner agrees to provide any information and data in Owner's possession reasonably requested and needed by the County to develop accurate and thorough test results.

B. Owner acknowledges and agrees that neither the County nor any of its agents or employees, either officially or individually, underwrites the operation of any system approved by them.

C. The Owner will devote reasonable care and effort to the operation and maintenance of the system in perpetuity or until a public sewer connection is made so that a system malfunction is not the result of poor maintenance, faulty operation, or neglect.

D. The Owner agrees to enter into a contract reasonably acceptable to the Owner and the County with a private entity to operate and maintain on a regularly scheduled basis an approved

advanced pre-treatment system. The owner shall supply a copy of the contract to the County when it is renewed or altered.

E. This agreement shall run with the land and upon Owner's taking title to the Lot shall bind the Owner, their heirs, successors, and assigns to the provisions of the agreement as long as the property is in existence and after installation of the system. Owner further agrees that they shall inform in writing any subsequent purchaser or lessee of the Lot that the system shall require maintenance or other attention. Upon taking title to the Lot, the Owner agrees to cause this agreement to be recorded in the Land Records of Howard County and assure that it becomes part of the Deed for the subject property in order that prospective buyers may be aware of the special conditions affecting this property.

F. This agreement shall not be construed to limit any authority of the County to protect the public health, safety or comfort or to issue any other orders to take any other action which is now or may hereafter be within its authority.


G. This agreement may be voided at any time at the discretion of the County.

H. This agreement contains the entire agreement and understanding between the County and the Owner. There are no additional terms other than as contained in this agreement. This agreement may not be modified, except in writing signed by each of the parties or by their authorized representatives.

I. The laws of the State of Maryland govern the provisions of all transactions pursuant to this agreement.

J. Owner acknowledges and agrees that interior renovations to increase the number of bedrooms or an increase in living space shall not be permitted without approval from the County.


IN WITNESS WHEREOF, the parties have signed and sealed this agreement on the date indicated above.



Owner

9/20/2011

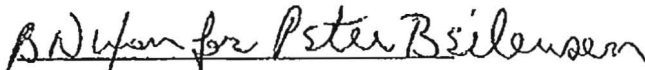
Date




Owner

09/20/2011

Date


Howard County Health Department
Peter L. Bellenson, M.D., M.P.H., Health Officer



Bureau of Environmental Health
7178 Gateway Drive Columbia, MD 21046
(410) 313-2640 Fax (410) 313-2648
TDD (410) 313-2323 Toll Free 1-866-313-6300
website: www.hchealth.org

Peter L. Beilenson, M.D., M.P.H., Health Officer

September 15, 2011

Michael Guyader
3303 Ken Allen Court
Glenwood, MD 21738

Re: **3303 Ken Allen Court
Glenwood, MD 21738**

Dear Mr. Guyader:

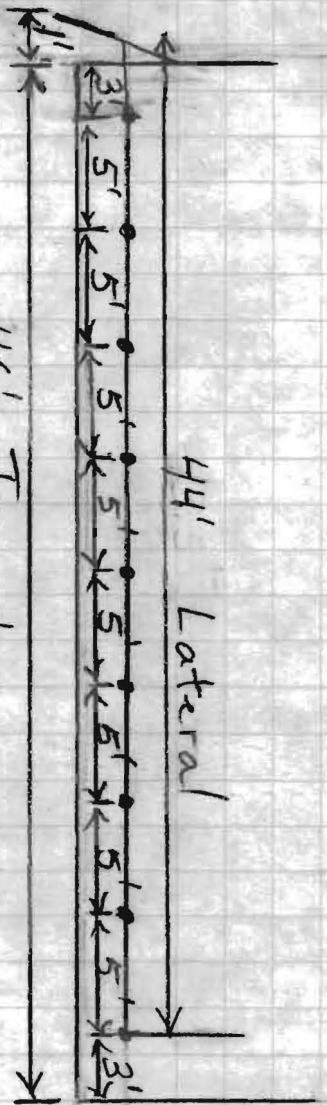
Maryland Department of the Environment has accepted Howard County Health Department's recommendation to approve a variance allowing the on-site sewage disposal system (OSDS) at the above referenced property to be located less than the required setback distance of 100 feet to a well as stated in Code of Maryland Regulations 26.04.02.04(J)(9). This approval is subject to the following conditions:

- **The OSDS will include an advanced pretreatment unit utilizing Best Available Technology to remove nitrogen. The Health Department requires you to continuously maintain an Operation and maintenance contract with a qualified service provider for as long as you own the property. If the property should be sold, this information along with any recorded agreements must be disclosed to the new owner.**
- **The OSDS will include a pump tank that will demand dose the effluent to a conventional low pressure dosing system.**

If you have any questions regarding this variance approval, you may contact me at the above address or by calling 410-313-4261.


Jeff Williams
Howard County Health Department

Steven Krieg
Maryland Department of the Environment

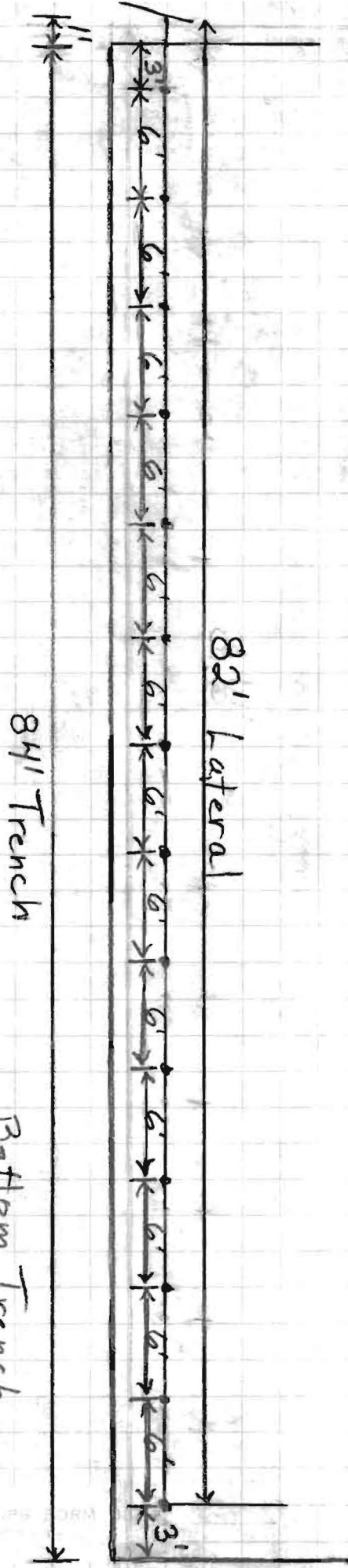


Top Trench -

($\frac{1}{4}$ " Holes in Laterals)



Middle Trench -



Bottom Trench -



ITT

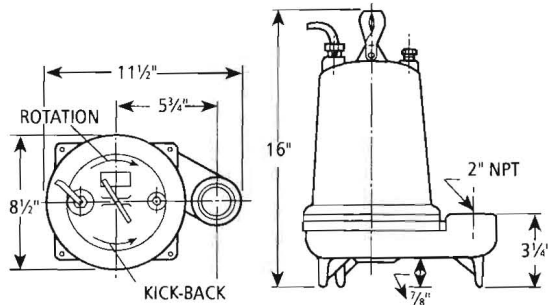
Wastewater

PERFORMANCE RATINGS (gallons per minute)

Order No.	WE03L	WE03M	WE05H	WE07H	WE10H	WE15H	WE05HH	WE15HH	WE20H
HP	1/3	1/3	1/2	3/4	1	1 1/2	1/2	1 1/2	2
RPM	1750	1750	3500	3500	3500	3500	3500	3500	3500
Total Head Feet of Water	5	86	-	-	-	-	-	-	-
	10	70	63	78	94	-	58	95	-
	15	52	52	70	90	103	128	53	93
	20	27	35	60	83	98	123	49	90
	25	5	15	48	76	94	117	45	87
	30	-	-	35	67	88	110	40	83
	35	-	-	22	57	82	103	35	80
	40	-	-	-	45	74	95	30	77
	45	-	-	-	35	64	86	25	74
	50	-	-	-	25	53	77	-	70
	55	-	-	-	-	40	67	-	66
	60	-	-	-	-	30	56	-	63
	65	-	-	-	-	20	45	-	58
	70	-	-	-	-	-	35	-	55
	75	-	-	-	-	-	25	-	51
	80	-	-	-	-	-	-	-	47
	90	-	-	-	-	-	-	-	37
100	-	-	-	-	-	-	-	28	

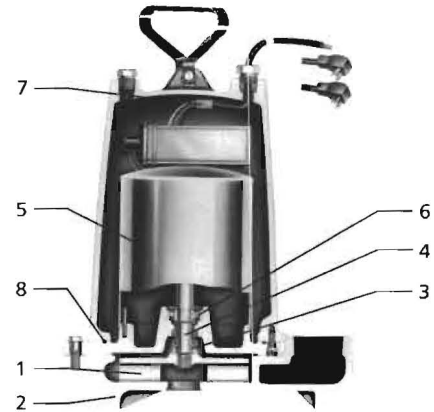
DIMENSIONS

(All dimensions are in inches. Do not use for construction purposes.)



COMPONENTS

Item No.	Description
1	Impeller
2	Casing
3	Mechanical Seal
4	Motor Shaft
5	Motor
6	Ball Bearings
7	Power Cable
8	Casing O-Ring



GOULDS PUMPS

Goulds Pumps and the ITT Engineered Blocks Symbol are registered trademarks and tradenames of ITT Corporation.

SPECIFICATIONS ARE SUBJECT TO CHANGE WITHOUT NOTICE.

B3885 June, 2009

© 2008 ITT Corporation

Engineered for life



ITT

B3885

Wastewater

Goulds Pumps

WE Series Model 3885

Submersible Effluent Pump

EXTENDED WARRANTY AVAILABLE FOR
RESIDENTIAL APPLICATIONS.



FEATURES


- **Impeller:** Cast iron, semi-open, non-clog with pump-out vanes for mechanical seal protection. Balanced for smooth operation. Silicon bronze impeller available as an option.
- **Casing:** Cast iron volute type for maximum efficiency. 2" NPT discharge.
- **Mechanical Seal:** Silicon Carbide vs. Silicon Carbide sealing faces. Stainless steel metal parts, BUNA-N elastomers.
- **Shaft:** Corrosion-resistant, stainless steel. Threaded design. Locknut on all models to guard against component damage on accidental reverse rotation.
- **Fasteners:** 300 series stainless steel.
- Capable of running dry without damage to components.
- Designed for continuous operation when fully submerged.



Goulds Pumps is a brand of ITT Corporation.

www.goulds.com

Engineered for life



ITT

GOULDS PUMPS Wastewater

APPLICATIONS

Specifically designed for the following uses:

- Homes, Farms, Trailer Courts, Motels, Schools, Hospitals, Industry, Effluent Systems

SPECIFICATIONS

Pump

- Solids handling capabilities: 3/4" maximum.
- Discharge size: 2" NPT.
- Capacities: up to 140 GPM.
- Total heads: up to 128 feet TDH.
- Temperature: 104°F (40°C) continuous, 140°F (60°C) intermittent.
- See order numbers on reverse side for specific HP, voltage, phase and RPM's available.

MOTORS

- Fully submerged in high-grade turbine oil for lubrication and efficient heat transfer.
- Class B insulation on 1/3 - 1 1/2 HP models.
- Class F insulation on 2 HP models.

Single phase (60 Hz):

- Capacitor start motors for maximum starting torque.
- Built-in overload with automatic reset.
- SJTOW or STOW severe duty oil and water resistant power cords.

- 1/3 - 1 HP models have NEMA three prong grounding plugs.
- 1 1/2 HP and larger units have bare lead cord ends.

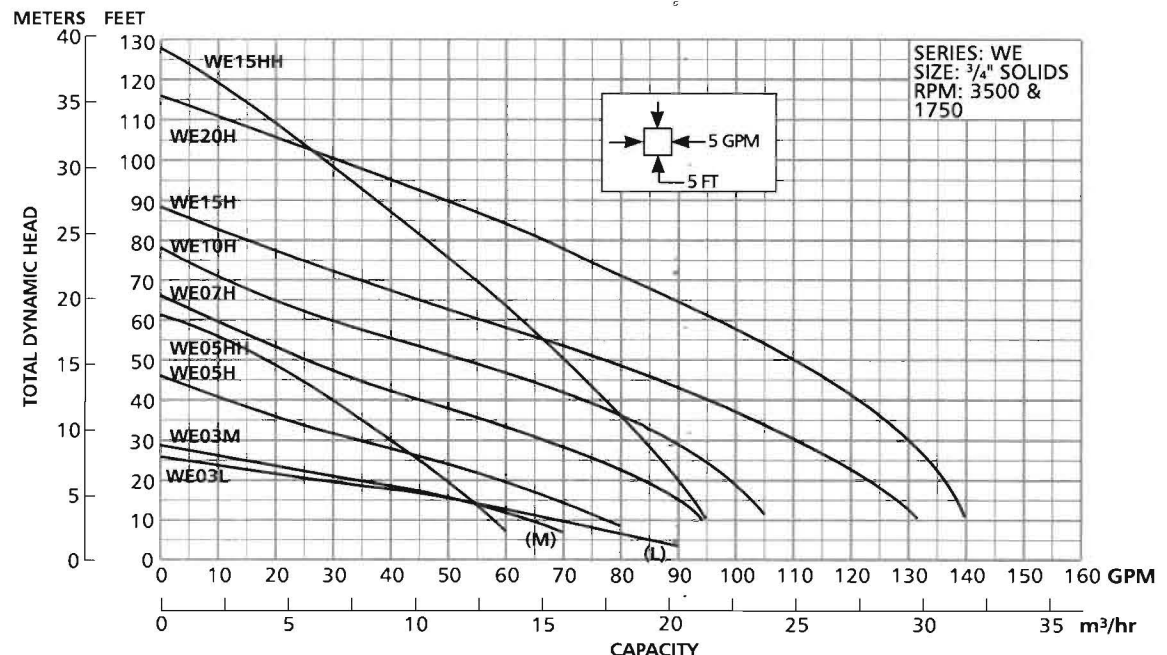
Three phase (60 Hz):

- Class 10 overload protection must be provided in separately ordered starter unit.
- STOW power cords all have bare lead cord ends.
- **Designed for Continuous Operation:** Pump ratings are within the motor manufacturer's recommended working limits, can be operated continuously without damage when fully submerged.
- **Bearings:** Upper and lower heavy duty ball bearing construction.
- **Power Cable:** Severe duty rated, oil and water resistant. Epoxy seal on motor end provides secondary moisture barrier in case of outer jacket damage and to prevent oil wicking. Standard cord is 20'. Optional lengths are available.
- **O-ring:** Assures positive sealing against contaminants and oil leakage.

AGENCY LISTINGS



Tested to UL 778 and CSA 22.2 108 Standards
By Canadian Standards Association File #LR38549
Goulds Pumps is ISO 9001 Registered.





ITT

GOULDS PUMPS Wastewater

MODELS

Order Number	HP	Phase	Volts	RPM	Impeller Diameter (in.)	Maximum Amps	Locked Rotor Amps	-KVA Code	Full Load Efficiency %	Resistance		Power Cable Size	Weight (lbs.)		
										Start	Line-Line				
WE0311L	0.33	1	115	1750	5.38	10.7	30.0	M	54	11.9	1.7	16/3	56		
WE0318L			208			6.8	19.5	K	51	9.1	4.2				
WE0312L			230			4.9	14.1	L	53	14.5	8.0				
WE0311M			115			10.7	30.0	M	54	11.9	1.7				
WE0318M			208			6.8	19.5	K	51	9.1	4.2				
WE0312M			230			4.9	14.1	L	53	14.5	8.0				
WE0511H	0.5	1	115	3450	3.56	14.5	46.0	M	54	7.5	1.0	14/3	60		
WE0518H			208			8.1	31.0	K	68	9.7	2.4	16/3	60		
WE0512H			230			7.3	34.5	M	53	9.6	4.0	16/3	60		
WE0538H			3			200	4.9	22.6	R	68	NA	3.8	14/4	60	
WE0532H						230	3.3	18.8	R	70	NA	5.8			
WE0534H						460	1.7	9.4	R	70	NA	23.2			
WE0537H		1	575		1.4	7.5	R	62	NA	35.3	14/3	60			
WE0511HH			115		14.5	46.0	M	54	7.5	1.0			14/3	60	
WE0518HH			208		8.1	31.0	K	68	9.7	2.4			16/3	60	
WE0512HH			230		7.3	34.5	M	53	9.6	4.0			16/3	60	
WE0538HH			3		200	4.9	22.6	R	68	NA			3.8	14/4	60
WE0532HH					230	3.6	18.8	R	70	NA			5.8		
WE0534HH	460	1.8		9.4	R	70	NA	23.2							
WE0537HH	575	1.5	7.5	R	62	NA	35.3	14/4	60						
WE0718H	0.75	1	208	3450	4.06	11.0	31.0	K	68	9.7	2.4	14/3	70		
WE0712H			230			10.0	27.5	J	65	12.2	2.7	14/3	70		
WE0738H		3	200			6.2	20.6	L	64	NA	5.7	14/4	70		
WE0732H			230			5.4	15.7	K	68	NA	8.6				
WE0734H			460			2.7	7.9	K	68	NA	34.2				
WE0737H			575			2.2	9.9	L	78	NA	26.5				
WE1018H	1	1	208	3450	4.44	14.0	59.0	K	68	9.3	1.1	14/3	70		
WE1012H			230			12.5	36.2	J	69	10.3	2.1	14/3	70		
WE1038H		3	200			8.1	37.6	M	77	NA	2.7	14/4	70		
WE1032H			230			7.0	24.1	L	79	NA	4.1				
WE1034H			460			3.5	12.1	L	79	NA	16.2				
WE1037H			575			2.8	9.9	L	78	NA	26.5				
WE1518H	1.5	1	208	3450	4.56	17.5	59.0	K	68	9.3	1.1	14/3	80		
WE1512H			230			15.7	50.0	H	68	11.3	1.6	14/3	80		
WE1538H		3	200			10.6	40.6	K	79	NA	1.9	14/4	80		
WE1532H			230			9.2	31.7	K	78	NA	2.9				
WE1534H			460			4.6	15.9	K	78	NA	11.4				
WE1537H			575			3.7	13.1	K	75	NA	16.9				
WE1518HH		1	208		17.5	59.0	K	68	9.3	1.1	14/3	80			
WE1512HH			230		15.7	50.0	H	68	11.3	1.6	14/3	80			
WE1538HH			3		200	10.6	40.6	K	79	NA	1.9	14/4	80		
WE1532HH					230	9.2	31.7	K	78	NA	2.9				
WE1534HH					460	4.6	15.9	K	78	NA	11.4				
WE1537HH					575	3.7	13.1	K	75	NA	16.9				
WE2012H	2	1	230	3450	5.38	18.0	49.6	F	78	3.2	1.2	14/3	83		
WE2038H			200			12.0	42.4	K	78	NA	1.7	14/4	83		
WE2032H		3	230			11.6	42.4	K	78	NA	1.7				
WE2034H			460			5.8	21.2	K	78	NA	6.6				
WE2037H			575			4.7	16.3	L	78	NA	10.5				

